

Overview of Class Size and Composition in British Columbia Public Schools 2007/08

04848021 Pemberton Secondary School

This class size data are current as of September 30, 2007 and have been verified by school districts.

PLEASE NOTE

The Ministry makes small and continuous improvements to the quality of its data. Sometimes these changes result in differences from previously published reports. The data in this report are the most accurate data available at time of publication.

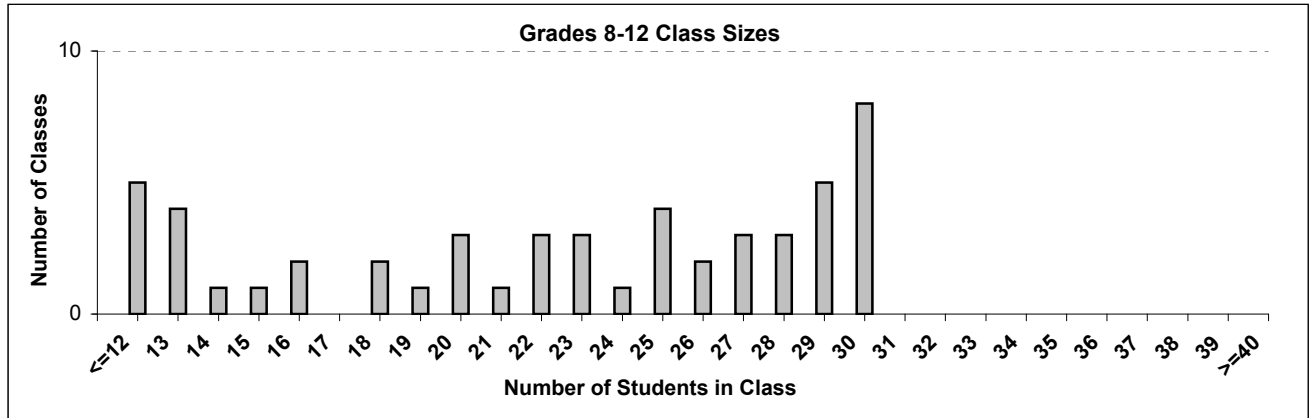
Ministry reports are available at <http://www.bced.gov.bc.ca/reporting/>

Contact the Analysis and Reporting Group, Information Department at educ.reportingunit@gov.bc.ca

School Class Sizes

04848021 Pemberton Secondary School

Source: Class size data collection (as of September 30) from standard BC public schools.



School - Average Class Size

04848021 Pemberton Secondary School

Source: Class size data collection (as of September 30) from standard BC public schools.

| School - Average Class Size | Kindergarten | Grade 1 - 3 | Grade 4 - 7 | Grade 8 - 12 |
|-----------------------------|--------------|-------------|-------------|--------------|
| | - | - | - | 22.3 |

| District - Average Class Size | Kindergarten | Grade 1 - 3 | Grade 4 - 7 | Grade 8 - 12 |
|-------------------------------|--------------|-------------|-------------|--------------|
| | 18.1 | 21.0 | 26.2 | 23.9 |

| Province - Average Class Size | Kindergarten | Grade 1 - 3 | Grade 4 - 7 | Grade 8 - 12 |
|-------------------------------|--------------|-------------|-------------|--------------|
| | 17.4 | 20.4 | 25.8 | 24.4 |

| | |
|---|----|
| Number of Reported Classes with Assigned Education Assistants | 16 |
|---|----|

| | |
|--------------------------------------|----|
| Number of Reported Classes in School | 52 |
|--------------------------------------|----|

| | |
|---|---|
| Number of Reported Classes in School with more than 30 Students | 0 |
|---|---|

School Class Size and Composition

04848021 Pemberton Secondary School

Source: Class size data collection (as of September 30) from standard BC public schools.

Rationale for classes over 30 students is available by emailing: EDUC.Liaison@gov.bc.ca

| Division / Class | Number of Students by Grade | | | | | | | | | | | | | | | Class Has EA | Total Number of Students Entitled to an IEP | Total Number of Gifted Students | Total Number of ESL/ESD Students |
|-----------------------------|-----------------------------|----|---|---|---|---|---|---|---|----|----|----|----|----|-------|--------------|---|---------------------------------|----------------------------------|
| | KH | KF | 1 | 2 | 3 | 4 | 5 | 6 | 7 | 8 | 9 | 10 | 11 | 12 | Total | | | | |
| CAPP 8/ Computer Science 8 | - | - | - | - | - | - | - | - | - | 30 | - | - | - | - | 30 | Yes | 6 | - | - |
| CAPP 8/Computer Studies 8 | - | - | - | - | - | - | - | - | - | 29 | - | - | - | - | 29 | Yes | 3 | - | - |
| English 8 | - | - | - | - | - | - | - | - | - | 29 | - | - | - | - | 29 | Yes | 3 | - | - |
| English 8 | - | - | - | - | - | - | - | - | - | 30 | - | - | - | - | 30 | Yes | 6 | - | - |
| French 8 | - | - | - | - | - | - | - | - | - | 20 | - | - | - | - | 20 | No | - | - | - |
| Math 8 | - | - | - | - | - | - | - | - | - | 30 | - | - | - | - | 30 | Yes | 6 | - | - |
| Math 8 | - | - | - | - | - | - | - | - | - | 29 | - | - | - | - | 29 | Yes | 3 | - | - |
| Native Language 8-10 | - | - | - | - | - | - | - | - | - | 8 | 3 | 1 | - | - | 12 | No | 9 | - | - |
| PE 8 | - | - | - | - | - | - | - | - | - | 30 | - | - | - | - | 30 | No | 1 | - | - |
| Science 8 | - | - | - | - | - | - | - | - | - | 29 | - | - | - | - | 29 | Yes | 3 | - | - |
| Science 8 | - | - | - | - | - | - | - | - | - | 30 | - | - | - | - | 30 | Yes | 6 | - | - |
| Social Studies 8 | - | - | - | - | - | - | - | - | - | 30 | - | - | - | - | 30 | Yes | 6 | - | - |
| Social Studies 8 | - | - | - | - | - | - | - | - | - | 29 | - | - | - | - | 29 | Yes | 3 | - | - |
| English 9 | - | - | - | - | - | - | - | - | - | - | 21 | - | 1 | - | 22 | No | 2 | - | - |
| French 9 | - | - | - | - | - | - | - | - | - | - | 22 | - | - | - | 22 | No | - | - | - |
| Math 9 | - | - | - | - | - | - | - | - | - | - | 23 | - | - | - | 23 | No | 1 | - | - |
| Math 9 | - | - | - | - | - | - | - | - | - | 13 | 4 | 2 | - | 19 | Yes | 8 | - | - | |
| Metal Work 9/10 | - | - | - | - | - | - | - | - | - | 10 | 3 | - | - | 13 | No | 3 | - | - | |
| PE 9/10 | - | - | - | - | - | - | - | - | - | 17 | 9 | 2 | - | 28 | No | 5 | - | - | |
| Science 9 | - | - | - | - | - | - | - | - | - | 20 | - | - | - | 20 | No | 4 | - | - | |
| Science 9 | - | - | - | - | - | - | - | - | - | 21 | 2 | 2 | - | 25 | Yes | 5 | - | - | |
| Social Studies 9 | - | - | - | - | - | - | - | - | - | 19 | 3 | - | - | 22 | No | 7 | - | - | |
| Technology 9/10 | - | - | - | - | - | - | - | - | - | 13 | 9 | 1 | - | 23 | No | 5 | - | - | |
| Woodwork 9/10 | - | - | - | - | - | - | - | - | - | 13 | 3 | - | - | 16 | No | 5 | - | - | |
| English 10 | - | - | - | - | - | - | - | - | - | - | 24 | 1 | 1 | 26 | No | 6 | - | - | |
| English 10 | - | - | - | - | - | - | - | - | - | - | 12 | 1 | - | 13 | No | 1 | - | - | |
| French 10 | - | - | - | - | - | - | - | - | - | - | 26 | 1 | - | 27 | No | 1 | - | - | |
| Math 10 Essentials | - | - | - | - | - | - | - | - | - | - | 12 | 5 | 1 | 18 | Yes | 7 | - | - | |
| PE 9/10 | - | - | - | - | - | - | - | - | - | 8 | 21 | 1 | - | 30 | No | 7 | - | - | |
| Planning 10 | - | - | - | - | - | - | - | - | - | - | 20 | 3 | - | 23 | No | 3 | - | - | |
| Principals of Math 10 | - | - | - | - | - | - | - | - | - | - | 26 | 2 | - | 28 | No | 4 | - | - | |
| Science 10 | - | - | - | - | - | - | - | - | - | - | 22 | 2 | 3 | 27 | Yes | 4 | - | - | |
| Social Studies 10 | - | - | - | - | - | - | - | - | - | - | 24 | 1 | - | 25 | No | 2 | - | - | |
| Social Studies 10 | - | - | - | - | - | - | - | - | - | - | 13 | 1 | - | 14 | No | 3 | - | - | |
| Carpentry and Joinery 11/12 | - | - | - | - | - | - | - | - | - | - | - | 8 | 4 | 12 | No | 3 | - | - | |
| Chemistry 11 | - | - | - | - | - | - | - | - | - | - | - | 20 | 10 | 30 | No | 1 | - | - | |
| Desk Top Publishing 9-12 | - | - | - | - | - | - | - | - | - | 1 | 3 | 15 | 5 | 24 | No | 7 | - | - | |
| Earth Science 11 | - | - | - | - | - | - | - | - | - | - | - | 8 | 5 | 13 | No | 2 | - | - | |
| English 11 | - | - | - | - | - | - | - | - | - | - | - | - | 27 | 1 | 28 | No | 1 | - | - |
| Foods 11/12 | - | - | - | - | - | - | - | - | - | - | - | - | 11 | 4 | 15 | Yes | 5 | - | - |

School Class Size and Composition

04848021 Pemberton Secondary School

Source: Class size data collection (as of September 30) from standard BC public schools.

Rationale for classes over 30 students is available by emailing: EDUC.Liaison@gov.bc.ca

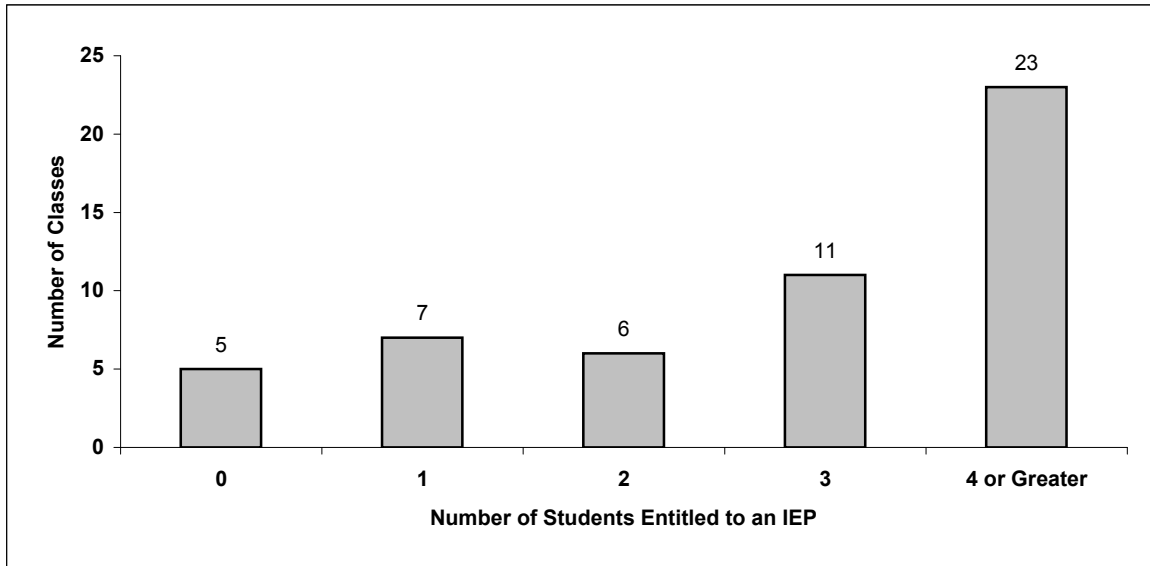
| Division / Class | Number of Students by Grade | | | | | | | | | | | | | | | Class Has EA | Total Number of Students Entitled to an IEP | Total Number of Gifted Students | Total Number of ESL/ESD Students |
|-----------------------|-----------------------------|----|---|---|---|---|---|---|---|---|---|----|----|----|-------|--------------|---|---------------------------------|----------------------------------|
| | KH | KF | 1 | 2 | 3 | 4 | 5 | 6 | 7 | 8 | 9 | 10 | 11 | 12 | Total | | | | |
| Principals of Math 11 | - | - | - | - | - | - | - | - | - | - | - | 1 | 24 | 2 | 27 | No | 2 | - | - |
| Social Studies 11 | - | - | - | - | - | - | - | - | - | - | - | - | 24 | 1 | 25 | No | 4 | - | - |
| Tourism 11 | - | - | - | - | - | - | - | - | - | - | - | - | 12 | 9 | 21 | No | 3 | - | - |
| BC First Nations 12 | - | - | - | - | - | - | - | - | - | - | - | - | 8 | 8 | 16 | No | 3 | - | - |
| Biology 12 | - | - | - | - | - | - | - | - | - | - | - | - | - | 25 | 25 | No | - | - | - |
| College Carpentry | - | - | - | - | - | - | - | - | - | - | - | - | 1 | 6 | 7 | No | 2 | - | - |
| College Carpentry | - | - | - | - | - | - | - | - | - | - | - | - | 1 | 6 | 7 | No | 2 | - | - |
| English 12 | - | - | - | - | - | - | - | - | - | - | - | - | - | 18 | 18 | No | 1 | - | - |
| Law 12 | - | - | - | - | - | - | - | - | - | - | - | - | 2 | 10 | 12 | No | - | - | - |
| PE 11/12 | - | - | - | - | - | - | - | - | - | - | - | - | 10 | 16 | 26 | No | 9 | - | - |
| Principals of Math 12 | - | - | - | - | - | - | - | - | - | - | - | - | 2 | 18 | 20 | No | - | - | - |
| Textiles 9-12 | - | - | - | - | - | - | - | - | - | - | 3 | 3 | 3 | 4 | 13 | Yes | 7 | - | - |
| | - | - | - | - | - | - | - | - | - | - | - | - | - | - | - | - | - | - | - |

Students Entitled to an Individual Education Plan (IEP)

04848021 Pemberton Secondary School

Source: Class size data collection (as of September 30) from standard BC public schools.

Grades 4-12 - Number of Classes in School with 'X' Number of Students Entitled to an IEP

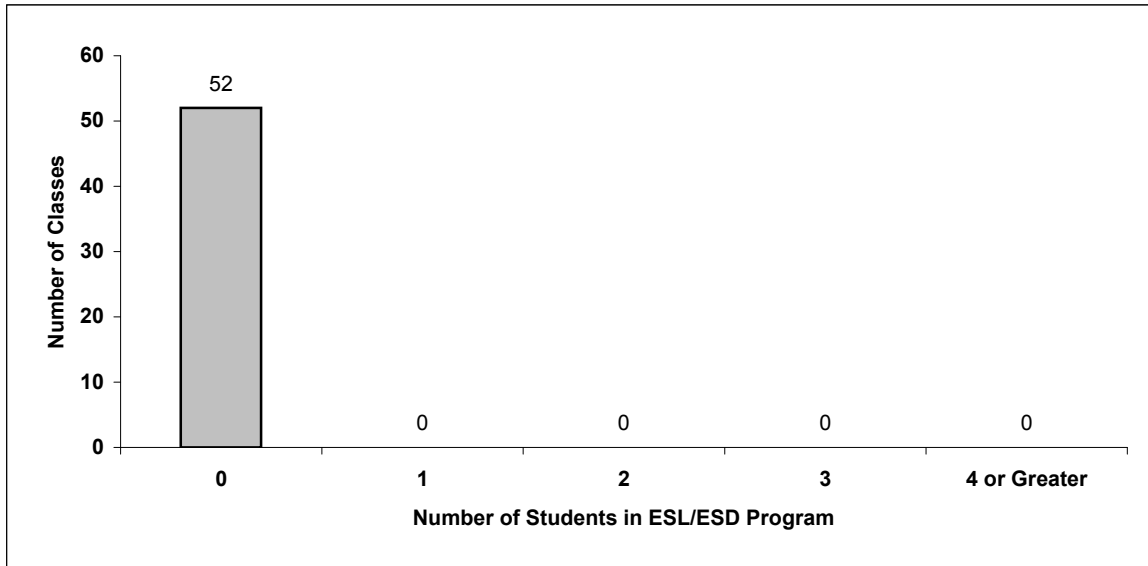


Students in English as a Second Language/Dialect (ESL/ESD) Program

04848021 Pemberton Secondary School

Source: Class size data collection (as of September 30) from standard BC public schools.

Grades 4-12 - Number of Classes in School with 'X' Number of Students in ESL/ESD Program



Glossary

| Terms | Definitions / Notes |
|---|---|
| Average Education Assistants Hours per Week | <ul style="list-style-type: none"> The average number of Education Assistant (EA) hours per week, per class, at this school. Minutes are reported to two decimal points; for example, 1 hour 30 minutes is reported as 1.50 hours. |
| English as a Second Language/Dialect (ESL/ESD) Program | <ul style="list-style-type: none"> A program offered to students whose primary language(s) is/are other than English, and who may require additional services. |
| Gifted Student | <ul style="list-style-type: none"> A student who has exceptional gifts or talents and is defined as Category P in the Special Education Performance Reporting Groups. |
| Grade | <ul style="list-style-type: none"> The assigned grade of a student on September 30. |
| KH | <ul style="list-style-type: none"> Kindergarten half-time |
| KF | <ul style="list-style-type: none"> Kindergarten full-time |
| Number of Students | <ul style="list-style-type: none"> Student population is calculated by headcount. |
| Student | <ul style="list-style-type: none"> A person enrolled in a BC school. Student populations are calculated by headcount. Students include all adult and school-aged persons who are working toward a certificate of graduation. |
| Student Entitled to an Individual Education Plan | <ul style="list-style-type: none"> A student for whom an Individual Education Plan (IEP) must be designed under the Individual Education Plan order, Ministerial Order 638/95. |